



Gorly Equipment Sdn Bhd

COMPANY PROFILE

We aim at providing the best service, satisfaction and high-level safety for our customers at all-time whilst using our equipment.



CONTENT

01

ABOUT US

02

VISION & MISSION

03

CUSTOMER REFERENCE

04

PRODUCT & SERVICES

- >> AERIAL WORK PLATFORM
- >> AD-HOC SERVICE

05

**SERVICES LEVEL
AGREEMENT**

06

CONTACT US

ABOUT US

GORLY EQUIPMENT was established in 2015 where our parent company Shenzhen Gaoli Aerial Work Equipment Co., Ltd expanded into Malaysia. We manufacture self-propelled lifts since 2007 and have delivered more than 5,000 units in China and countries around the world.

Currently we are working on establishing our self-brand Gorly in Malaysia and to create brand awareness in the Malaysian market. Our core services consist of sales, rental and machinery servicing for aerial work platform equipment such as Aluminium Scaffolding, Scissor Lift, Boom Lift, and Sky Lift.

With the continuous support given by our parent company in China, we are strong in our after-sales service together with a highly trained team of technical support as well as spare parts availability. Our standard SLA for response time to any breakdown of equipment are in within 12 – 24 hours.

Gorly Equipment also provides Ad-hoc services such as, Repair Service – Scissor Lift and Boom Lift, Renewal or Apply for PMA Certificates and also sourcing for Scissor Lift and Boom Lift's spare parts.

YOUR SAFETY AT WORK IS OUR PRIORITY!

**WE ARE
THE EXPERTS
IN HEIGHTS
SAFETY.**

PEJABAT URUSAN GORLY EQUIPMENT SDN. BHD.

(1153309-M)
No 12A, Jalan Angklung 33/20, Shah Alam Technology Park, Seksyen 33, 40400 Shah Alam, Selangor.
SALES HOTLINE: 016 220 4844 WEBSITE: www.gorlyequipment.com

02

VISION

- >> To be chosen by our customers as their 1st choice of reliable service provider.
- >> To be recognized by our alliances as a trustable business partner.
- >> To be recognized by our employees as fun and great place to work.

MISSION

We are committed to deliver a great rental experience to our customer.

- >> Provide professional suggestion on customer requirement.
- >> Deliver only top-performing equipments.
- >> Resolve any breakdowns within 12 – 24 hours upon receiving report.

**YOUR SAFETY
AT WORK IS
OUR PRIORITY.**

03

CUSTOMER REFERENCE



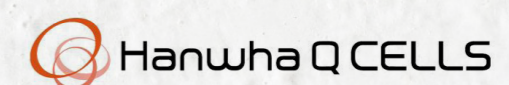
KUEHNE+NAGEL



maple^{tree}



pharm^{niaga}





04

PRODUCT & SERVICES

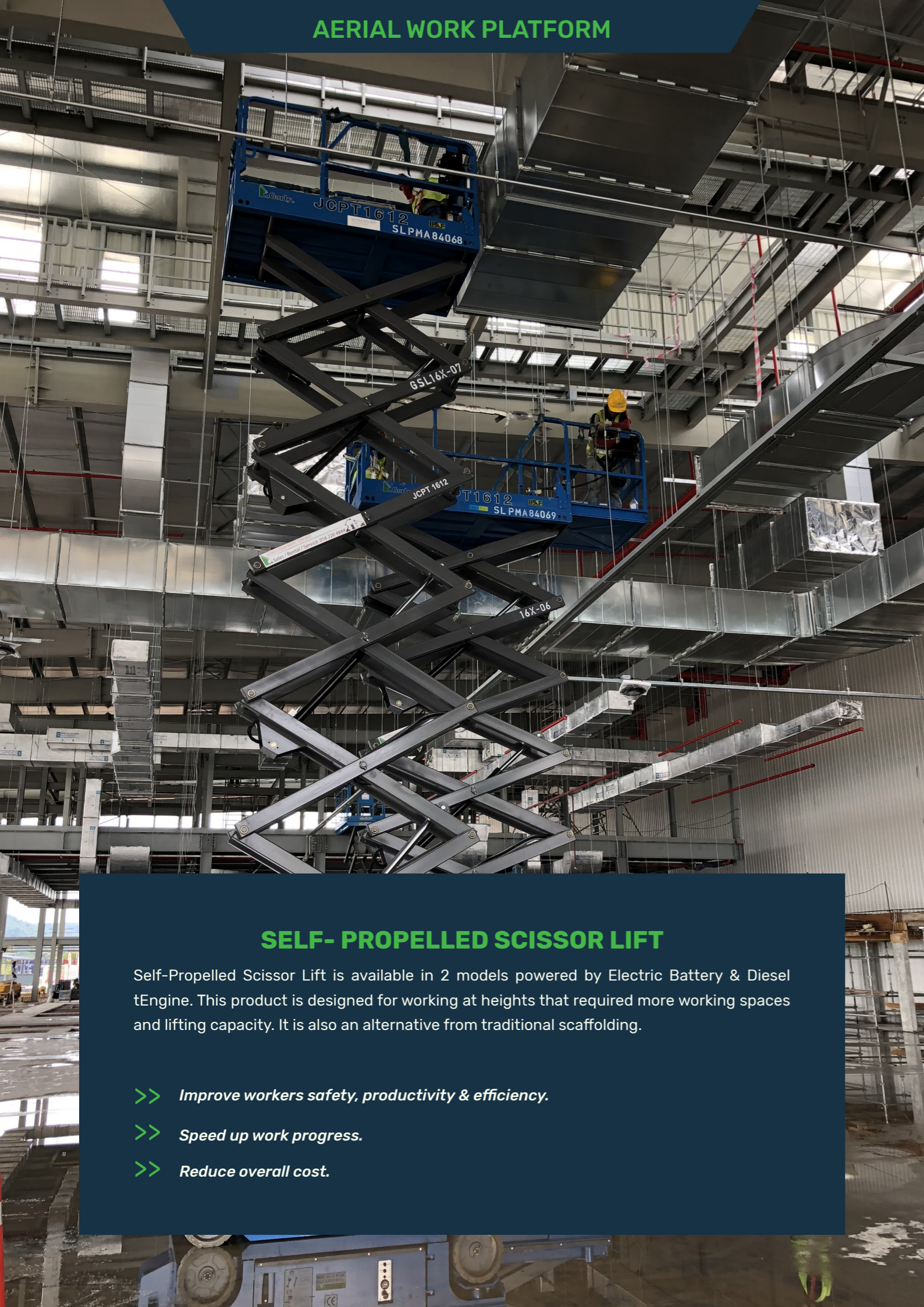
AERIAL WORK PLATFORM

- >> Self-Propelled Scissor Lift
- >> Telescopic & Articulating Boom Lift
- >> Mast Lift / Personal Lift
- >> Aluminum Scaffolding (Access Tower System)

AD-HOC SERVICE

- >> Repair / Schedule Maintenance Service
 - >> Source & Supply
 - >> Renewal or Application
-

AERIAL WORK PLATFORM



SELF- PROPELLED SCISSOR LIFT

Self-Propelled Scissor Lift is available in 2 models powered by Electric Battery & Diesel tEngine. This product is designed for working at heights that required more working spaces and lifting capacity. It is also an alternative from traditional scaffolding.

- >> *Improve workers safety, productivity & efficiency.*
- >> *Speed up work progress.*
- >> *Reduce overall cost.*

AERIAL WORK PLATFORM



THE FEATURES OF ELECTRIC SCISSOR LIFTS

The electric scissor lift is mainly used indoor but can be used outdoors too within certain weather/ external conditions. There are several models of scissor lift providing various lifting heights from 4.20m to 15.80m working height. It is commonly being used in warehouses, shopping malls & office building.

Advantage :

- >> Eco Friendly. Minimal noise & Zero emission.
- >> Compact sizes easily to move around tight spaces.



THE FEATURES OF DIESEL SCISSOR LIFT

The diesel scissor lift is a rough terrain machine equipped with 4x4 wheel drives. This gives greater drivability especially on constructions sites. It can be lifted up to 18.16m working height and 680KG lifting capacity.

Advantage :

- >> Longer working hours than electric scissor lift.
- >> Great Lifting capacity & much bigger working space.

AERIAL WORK PLATFORM



SELF-PROPELLED BOOM LIFT

Self-Propelled Boom Lift is available in 2 models, powered by Electric Battery & Diesel Engine. Additionally, it also comes in 2 designs as telescopic & articulating boom lift which caters for different working needs. It is an alternative solution for truck mounted lift (sky lift).

- >> *Improve workers safety, productivity & efficiency.*
- >> *Speed up work progress.*
- >> *Reduce overall cost.*

AERIAL WORK PLATFORM



THE FEATURES OF ARTICULATING BOOM LIFT

The articulating boom lifts comes with multiple boom sections (primary, secondary & tower boom) and suitable to work in both indoors & outdoors. The range of working height available is from 15m to 45m and lifting capacity up between 230kg to 450kg.

Advantage :

- >> Great Flexibility in accessing areas with obstacles & barriers.
- >> 360-degree rotatable turntable
- >> Drivable at full elevation, no outriggers required.



THE FEATURES OF TELESCOPIC BOOM LIFTS

The telescopic boom lifts are engineered with single boom sections that lift & extend telescopically. It is commonly used for construction work such as façade work, structure work, roofing work and etc. The range of working height available is from 15m to 56m and lifting capacity up between 230kg to 450kg.

Advantage :

- >> Greatest horizontal outreach & shorter time required to reach the top
- >> 360-degree rotatable turntable
- >> Drivable at full elevation, no outriggers required.



VERTICAL LIFT / PERSONNEL LIFT

The Vertical lift/Personnel lift is targeted for commercial buildings such as offices, shopping malls, airports and etc. where the accessibility of equipment is limited. The models available are between 8m to 14m working height and lifting capacity of 159kg.

- >> Compact size for easy maneuver
- >> Light weight to be fit into passenger lift



Aluminium Scaffolding (Frame Type / K-Ring Type)

At times we come across places where our equipment is unable to access due to certain limitation. This is when Aluminium Scaffolding comes in handy with its flexibility in installation. Basically, there is no limit on height, width or length to it but rest assured that all the scaffold tower design are being carefully calculated by our engineers beforehand.

- >> We have a team of certify competence scaffolders for installation & dismantling job.
- >> Able to fulfill safety requirement at site such as competence scaffolders & green tags.
- >> Full flexibility and able to cope with different kind of site condition.

Apart from rental equipment, we also provide ad-hoc services to our customer related to aerial equipment. Service such as following,

01



Repair / Schedule Maintenance Service

Customers engaged our services to repair & perform maintenance service for their aerial equipment as they have no expertise in managing it. Regardless of the manufacturing brand of the aerial equipment you have, our well-equipped technical teams are able to help you out.

02



Renewal or Application for PMA Certificates

The PMA certificates are managed by government bodies JKPP and operating aerial equipment without valid PMA certificate is considered illegal. Our service covers,

- >> Pre-inspect on the equipment to assure it fulfill with JKPP requirement.
- >> Apply & submission of documentation for the equipment to JKPP.
- >> Schedule & Attend to JKPP Officer during machine inspection at site.

03



Source & Supply Aerial Equipment Spare Parts

Equipment may fail or are unsafe to operate when there are faulty parts and it will be a nightmare when you couldn't find a replacement for it. Don't worry, we've got you covered.

- >> Supply parts for most of the brand such as Genie, JLG, Haulotte, Skyjack, Sinoboom & etc.
- >> Ready stock on most of the common parts.
- >> Short lead time with fast delivery from all over the world.
- >> Good quality parts with 1 year warranty on manufacturing defect.



05

SERVICES LEVEL AGREEMENT

Gorly Equipment are committed to response & resolve in within 24 hours for any breakdown of our leased equipment. Cost of repairing such as labor, transportation, parts replacement will be incurred to customer when the breakdown of leased equipment was caused by customer negligence. Otherwise, all cost of repairing will be under our company expenses.

SUPPORT OPERATION FLOW CHART

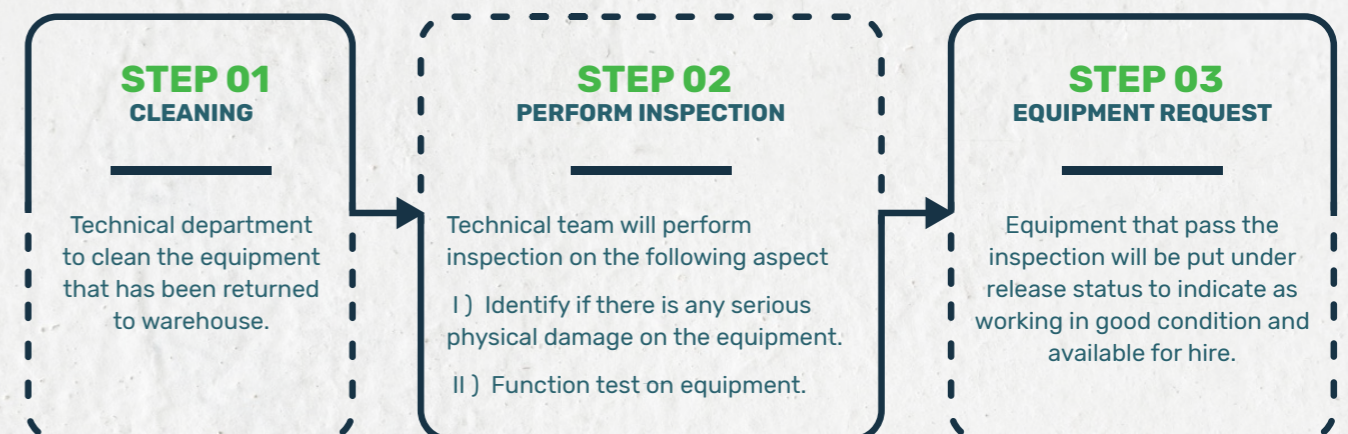
BEFORE

PROCEDURES BEFORE EQUIPMENT DELIVERY



AFTER

PROCEDURES UPON EQUIPMENT RETURNED




EMERGENCY

PROCEDURES WHEN BREAKDOWN HAPPEN

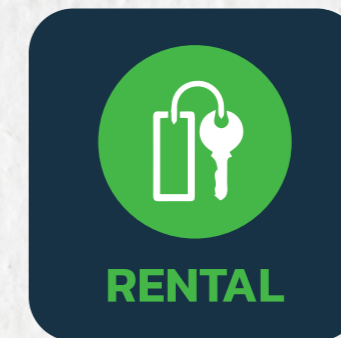


06

CONTACT US



SALES



RENTAL



SERVICE

(1153309-M)

GORLY EQUIPMENT SDN BHD

TEL : +6016 220 4844 | FAX : +603 5121 4395

GPS COORDINATE : 3.024550, 101.547477

NO. 12A, JALAN ANGKLUNG 33/20, SHAH ALAM TECHNOLOGY PARK,
SEKSYEN 33,40400 SHAH ALAM, SELANGOR, MALAYSIA.



@GORLYEQ



GORLYEQ

*FOR ANY ENQUIRY OR DETAILS ,
DO EMAIL TO SALES@GORLYEQUIPMENT.COM*



WWW.GORLYEQUIPMENT.COM



Gorly Equipment Sdn Bhd

WWW.GORLYEQUIPMENT.COM